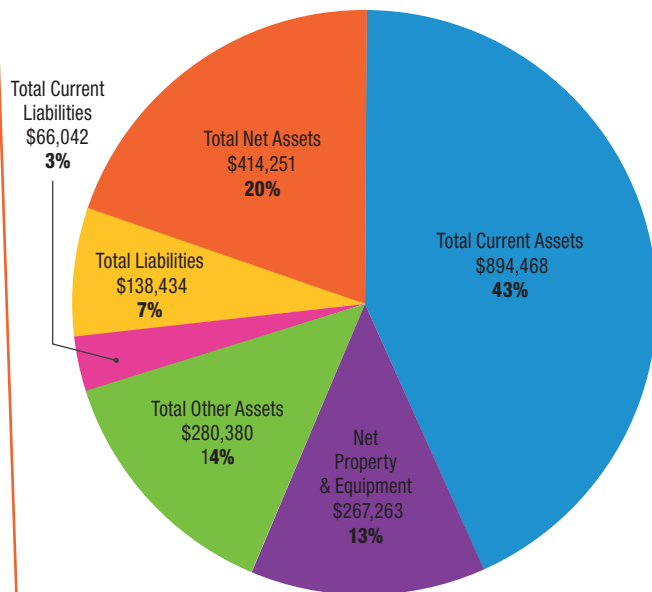


# 2015 Financial Statement

## FY 2015 TOTAL LIABILITIES AND ASSETS

|                                   |                  |
|-----------------------------------|------------------|
| <b>TOTAL CURRENT ASSETS</b>       | <b>\$894,468</b> |
| <b>NET PROPERTY AND EQUIPMENT</b> | <b>\$267,263</b> |
| <b>TOTAL OTHER ASSETS</b>         | <b>\$280,380</b> |
| <b>TOTAL CURRENT LIABILITIES</b>  | <b>\$66,042</b>  |
| <b>TOTAL LIABILITIES</b>          | <b>\$138,434</b> |
| <b>TOTAL NET ASSETS</b>           | <b>\$414,251</b> |

**TOTAL LIABILITIES AND NET ASSETS** **\$1,161,731**



## FY 2015 PUBLIC SUPPORT AND REVENUE

### PUBLIC SUPPORT

#### Contributions:

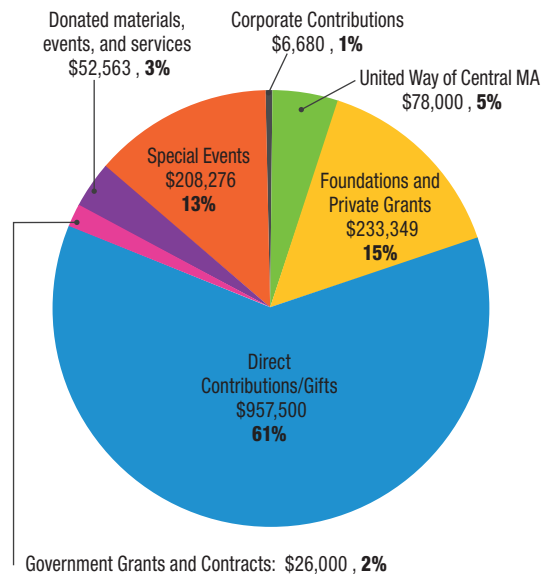
|   |                    |
|---|--------------------|
| United Way of Central Massachusetts     | \$78,000           |
| Other Contributions                     | \$957,500          |
| Government grants and contracts         | \$26,000           |
| Donated materials, events, and services | \$52,563           |
| Corporate Contributions                 | \$6,680            |
| Foundations and Private Grants          | \$233,349          |
| <b>TOTAL PUBLIC SUPPORT:</b>            | <b>\$1,354,092</b> |

### REVENUE:

|                               |                  |
|-------------------------------|------------------|
| Special Events                | \$208,276        |
| Investment income (loss)      | \$(22,652)       |
| Interest on long-term pledges | \$-              |
| <b>TOTAL REVENUE:</b>         | <b>\$185,624</b> |

### TOTAL PUBLIC SUPPORT AND REVENUE:

**\$1,539,716**



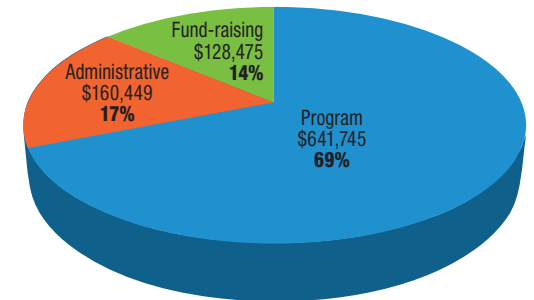
## FY 2015 EXPENSES

### EXPENSES

|                |           |
|----------------|-----------|
| Program        | \$641,745 |
| Administrative | \$160,449 |
| Fund-raising   | \$128,475 |

**TOTAL EXPENSES:** **\$930,669**

**CHANGE IN NET ASSETS** **\$609,047**  
**NET ASSETS – BEGINNING** **\$522,422**  
**NET ASSETS – ENDING** **\$1,161,731**



\*The FY15 financials are unaudited as of December 2015.